

How to Add Groups to Group Page

Overview of how groups syncing works

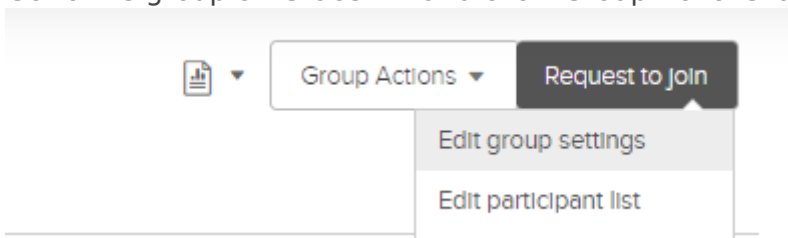
1. In Gracelink, groups are created and certain settings are necessary to have it sync to Wordpress
2. Then in Wordpress we sync the groups
3. Then all these groups get pulled together by the Grid Plugin

Rights Needed

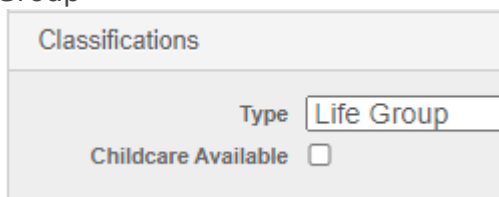
- You'll need to have rights to edit group properties on Gracelink or have someone else on staff do it.
- You'll also need Admin access to the Wordpress site or request a sync of the groups when you're done

Check the Group is ready on Gracelink

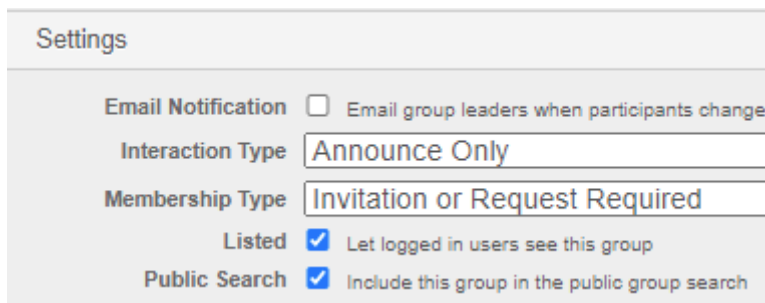
1. Go to the group on Gracelink and click 'Group Actions' and then 'Edit group settings'



2. On the General Tab:
 1. If you haven't added an image for the group add a 16x9 image
 2. Confirm the group is the correct Group Type i.e. Life Group, Connect Group, Grace Group

A screenshot of the 'Classifications' tab in the Gracelink interface. It shows a 'Type' dropdown menu with 'Life Group' selected. Below it, there is a 'Childcare Available' checkbox which is currently unchecked.

3. On the When & Where Tab, make sure it's filled out.
4. On the Options Tab, make sure Public Search is checked. If it isn't, it won't get pulled by the Wordpress plugin



Settings

Email Notification ☐ Email group leaders when participants change

Interaction Type

Membership Type

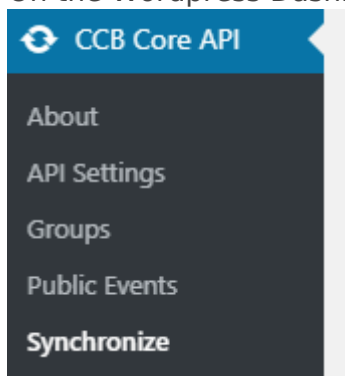
Listed ☒ Let logged in users see this group

Public Search ☒ Include this group in the public group search

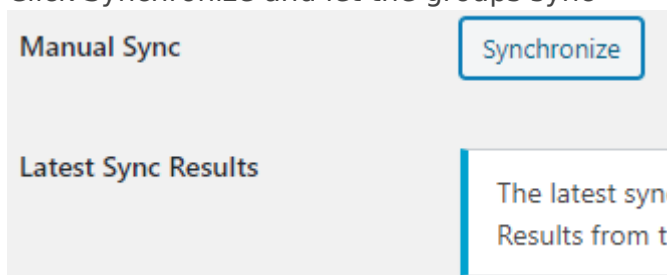
Sync groups on Wordpress

(Remember that you'll need admin rights on the website or need to ask someone who does have admin rights to do this)

1. On the Wordpress Dashboard, go to CCB Core API > Synchronize



2. Click Synchronize and let the groups sync



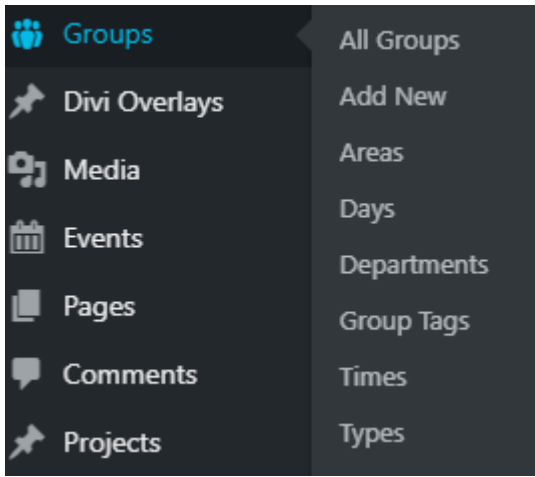
3. Then you need to go to your group page and click 'Purge Current Page' at the top of the page



Troubleshooting tips

If a group is not syncing:

- Double check all the GraceLink settings. If they aren't correct, they won't come into wordpress or get populated/categorized correctly in the Grid plugin
- See if the group is getting pulled into the Groups section of the Wordpress Dashboard. If it's not there, it hasn't come from Gracelink. If it is listed in the Groups section of Wordpress, it may not be populating into the Grid Plugin



Revision #4

Created 15 February 2021 15:49:33 by Mike Sypherd

Updated 15 February 2021 21:02:01 by Mike Sypherd