

Citrix Workspace only showing on half of screen or mouse clicks are misaligned


How to fix Citrix Workspace if an app window displays the application in half of it and a black screen in the other half or if the mouse isn't clicking where the cursor is.

1. Right click on the Citrix Workspace icon in the system tray




2. Click on "Advanced Preferences"

Image not found or type unknown




3. When the Advanced Preferences window pops up, click "High DPI"

Image not found or type unknown




4. Select "No, Use the Native Resolution" and click Save.

Image not found or type unknown



5. Close the Advanced Preferences window
6. Right click on the Workspace icon in the system tray again, then click exit.

Image not found or type unknown



7. Re-launch Citrix Workspace

If you continue to encounter this issue, please see Citrix's documentation here:

<https://support.citrix.com/article/CTX224400>

Revision #1

Created 5 October 2021 14:57:24 by Robert Bean

Updated 30 November 2022 19:06:37 by Robert Bean